

# C2: Sharing Best Practices

Learning Community Meeting for CAPP Component 2  
April 5, 2019

# Objectives

- Review our journey up to this point
- Sharing successful strategies and best practices
- Challenges
- How are we doing measuring our efforts?
- Questions

# CAPP Component 2 Objectives


- Increase supports to address special needs of adolescents
  - Number of referrals for reproductive health and other essential support services
- Increase percentage of adolescents who live in supportive and cohesive communities
  - Implement multi-dimensional educational, vocational, economic and recreational opportunities for youth on multiple health and developmental related topics that introduce them to new situations, ideas and people, and challenge them to build or learn skills
  - Potential strategies: Service learning, mentoring, healthy relationship training, youth as advocates...

# Component 2 Providers

- AIDS Community Resources
- REACH CNY
- St. Lawrence Health Initiative
- Buffalo Federation
- PPCWNY – Buffalo
- PPCWNY – Rochester
- City of Rochester
- YWCA Jamestown
- North Country P/P Council
- Mosholu Montefiore Community Ctr
- Wildlife Conservation Society
- Center for Community Alternatives
- Hetrick-Martin Institute
- NY Foundling
- Sunset Park Health
- Hudson River Healthcare
- Sullivan County BOCES
- PP Mid-Hudson Valley
- Upper Hudson PP

# Program Examples

- Peer education or leadership programs: training, youth engagement, community outreach
- Training topics: Social activism, social media work, creative expression, rights, reproductive health
- Create series/menu of learning opportunities at central location(s)
- Recruit youth
- Topics similar to former Core Strategy 3: adulthood preparation topics



12 months

1 session

# Youth Development Programming

- Promote bonding
- Foster resilience
- Promote competencies in several domains
- Foster self-determination
- Foster spirituality
- Foster self-efficacy
- Foster clear and positive identity
- Foster belief in the future
- Provide recognition for positive behavior
- Provide opportunities for prosocial involvement
- Foster prosocial norms

Catalano, R.F. et al. 2004. Positive Youth Development in the United States: Research Findings on Evaluations of Positive Youth Development Programs. ANNALS, AAPSS, 591.

# Features of Positive Developmental Settings



**Duration:  
9 months  
and  
longer**

Physical and Psychological Safety

Appropriate Structures

Supportive Relationships\*

Opportunities to Belong

Positive Social Norms

Support for Efficacy and Mattering\*

Opportunities for Skill Building\*

Integration of Family, School and Community

National Research Council (2002)


Let's hear from  
you: What  
works!

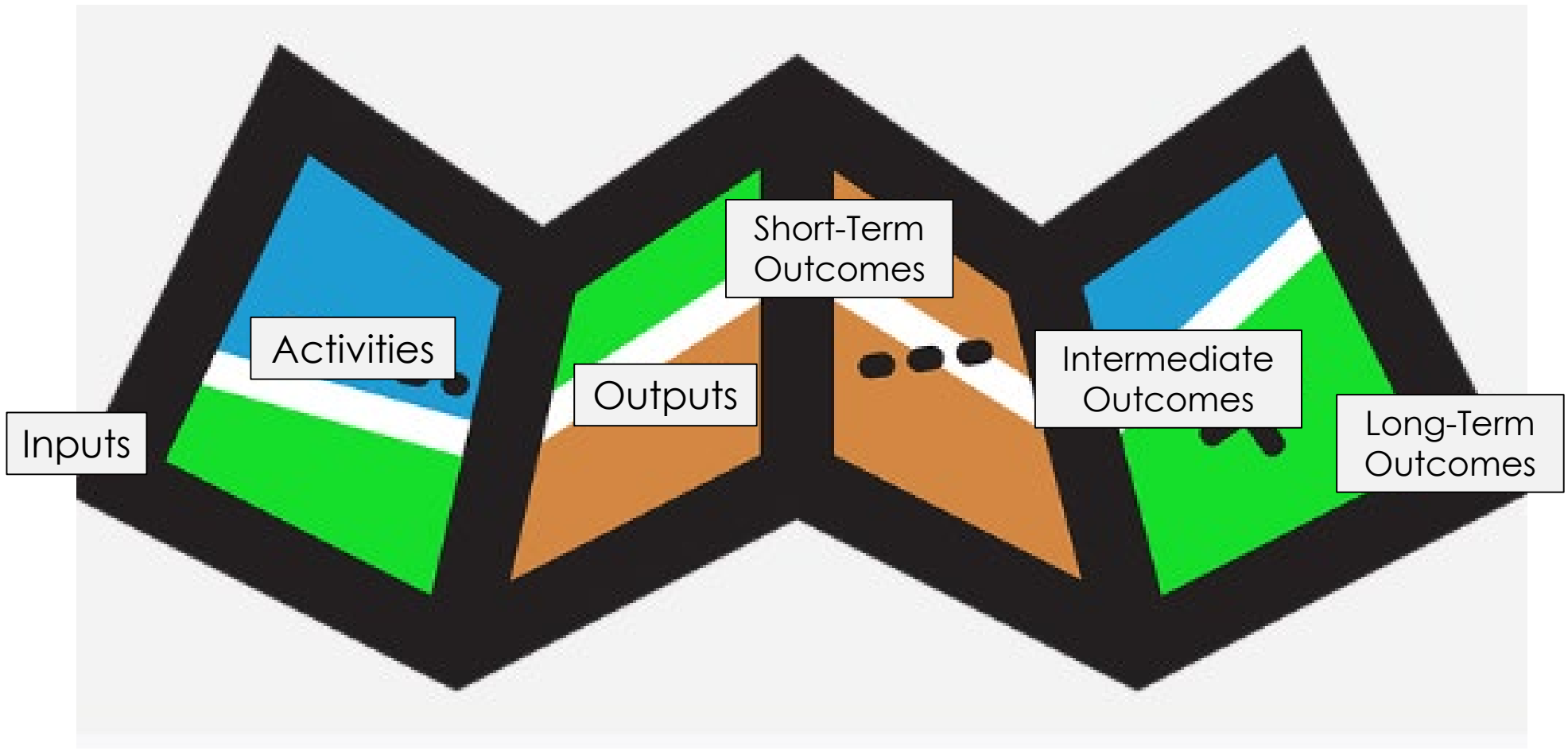
Jamila Crossdale, City  
of Rochester  
Michelle Nees, Sunset  
Park





What are the  
roadblocks?





From Logic models to Pre-Post Surveys

- Self-Efficacy
- Healthy Decision-Making
- Youth Adult Connectedness



## CAPP Component 2 Survey

How true are the following statements for you?

	Not at all true (1)	Hardly true (2)	Moderately true (3)	Exactly true (4)
I can always manage to solve difficult problems if I try hard enough. (1)	<input type="radio"/>	<input type="radio"/>	<input type="radio"/>	<input type="radio"/>
If someone opposes me, I can find the means and ways to get what I want. (2)	<input type="radio"/>	<input type="radio"/>	<input type="radio"/>	<input type="radio"/>
It is easy for me to stick to my aims and accomplish my goals. (3)	<input type="radio"/>	<input type="radio"/>	<input type="radio"/>	<input type="radio"/>
I am confident that I could deal efficiently with unexpected events. (4)	<input type="radio"/>	<input type="radio"/>	<input type="radio"/>	<input type="radio"/>
Thanks to my resourcefulness, I know how to handle unforeseen situations. (5)	<input type="radio"/>	<input type="radio"/>	<input type="radio"/>	<input type="radio"/>
I can solve most problems if I invest the necessary effort. (6)	<input type="radio"/>	<input type="radio"/>	<input type="radio"/>	<input type="radio"/>
I can remain calm when facing difficulties because I can rely on my coping abilities. (7)	<input type="radio"/>	<input type="radio"/>	<input type="radio"/>	<input type="radio"/>
When I am confronted with a problem, I can usually find several solutions. (8)	<input type="radio"/>	<input type="radio"/>	<input type="radio"/>	<input type="radio"/>
If I am in trouble, I can usually think of a solution. (9)	<input type="radio"/>	<input type="radio"/>	<input type="radio"/>	<input type="radio"/>
I can usually handle whatever comes my way. (10)	<input type="radio"/>	<input type="radio"/>	<input type="radio"/>	<input type="radio"/>
I can say no to activities that I think are wrong. (11)	<input type="radio"/>	<input type="radio"/>	<input type="radio"/>	<input type="radio"/>

# How to Select Programs for Evaluation

Programs need to meet all criteria

1. **One consistent group** of youth participates in a program
2. The program provides structured activities that include **intentional skill building**
3. The **same program leader** stays involved throughout the program
4. The program meets regularly for **at least 2 months**

[http://www.actforyouth.net/sexual\\_health/community/capp/comp-two.cfm](http://www.actforyouth.net/sexual_health/community/capp/comp-two.cfm)

Keep in mind –

Not all C2 program efforts have to be evaluated

But all C2 funded providers need to survey at least 1 program



# Survey Tips

- Remember to do them!
- Remember to send site permission to evaluation support team member (follow same permission parameters as component 1 surveys)
- Apply the following to Participant ID (PID):
  - Only numbers (no letters!)
  - ID has to be unique!
    - Do not restart with number 1 with a new group
    - We do **not** recommend using birthdates, as there may be duplicates

# Survey Tips

- If you have multiple sites, consider starting at 100, 200, 300, etc. for the different sites
  - E.g.:
    - Site A starts at PID 101
    - Site B starts at PID 201
    - Site C starts at PID 301
- Prepare ahead: enter the participant ID before handing the tablets out to the youth participants



How many surveys should be completed?

*Talk with your evaluation support team member!*

If you will reach 50 or fewer youth, **all** must complete the survey.

Questions?



Thank you!